

# QUAINTON TODAY

The new fortnightly email newsletter of Quainton Railway Society to help us stay in touch with you!



## WELCOME!


Welcome to *Quainton Today*, our fortnightly email newsletter.

## GET IN TOUCH

If you know someone who hasn't received *Quainton Today*, please ask them to get in touch with their email address! Either call me, Louisa Richards, on 01296 655720 or email me at [marketing@bucksrailcentre.org](mailto:marketing@bucksrailcentre.org)

If you know someone who is not on email who would like to receive a paper copy, please ask them to call the office on 01296 655720.

Also, if you have a news story to share with the membership, let me know! You can also find me in the office, usually on Tuesdays and Thursdays. Come and see me!



## INSIDE THIS ISSUE

Hello everyone,

Another informative issue of *Quainton Today* - the team has been working hard around the site. We have news from engineering, Q Branch, the gift shop, carriage restoration, VAMES, membership, and the curator...

Enjoy the read!

Louisa

Email: [marketing@bucksrailcentre.org](mailto:marketing@bucksrailcentre.org)

Tel: 01296 655720



# NEWS FROM OUR GM

January draws to a close and Christmas seems a distant memory now. January is supposed to be a quiet month, but we hit the ground running on the first day back and haven't stopped since. The work around us is continuing at a pace and we are in constant meetings with Hs2, EKFB, Network Rail and the main council. The current focus is the down yard and maintaining our access.

Network Rail has nearly completed the bridge work and are gearing up to start phase 2, which will involve the track delivery team. A question that keeps being asked is what is happening to the concrete arch to the bridge. I have been told that they have what's called 'brick slips' to glue on the front of the concrete. These are thin cuts of actual bricks. These are then pointed in with matching cement mortar to match the existing work. I believe at the moment the weather is too damp and wet to do this process. Currently they are working on the new road surface over the bridge.



HS2 is still working on the water connections in the down yard and have told us that the last connection should be done by the end of March. After this, the coffer dams will be removed and the old road surface restored. There will be no rush to use the old rear entrance as the next stage of the process will be the construction of the hammerhead, which will give us our future access to the down yard. This is forecast for completion in August 2026.

HS2 is looking at building us a temporary access road from the old turning circle around the back of the Brixton Buildings and woodland area, to connect into the new hard standing in the show ground. This will give access to the down yard for cars, vans and small lorries from the A41 until the new hammerhead is complete in August. We have an agreement from Network Rail that they will not take away the level crossing until temporary access is achieved, even though the lease of the main line finishes in April. We are in interesting times, which are quite stressful while HS2 tries to achieve their construction program. This is one of the problems of having them as neighbours.

The new road system over the two new bridges is still ongoing but the Western tie in behind the HS2 compound nearest the A41 is underwater due to all the rain we have had, so we will get an update on timing at next month's stakeholder meeting. The delivery date for the new road system is currently still the end of May, unless prolonged rain holds up the tie in section. This is just one aspect of what we have to deal with running the centre.

In my last report, I mentioned that Henley College was coming in to look at working with us to help train young engineers for the future. I can now confirm that the college has come back in again today and we have reached an agreement to work with them in the future. We will be setting projects for them to create components for us to use. This will give real world experience to the students. The next stage on from this will be student placement working in our workshops. We now have a similar agreement forming with the Bucks College Group at High Wycombe. Part of our ethos is training and education and if we do not help create the engineers of tomorrow the skills gap will grow and it will impact on our future. The idea will be to use our engines and rolling stock to teach engineering. When the engines are working, they join the hire fleet and earn money to pay for engineering. This will lead to engineering being self-funding. This principle has been accepted for the basis for a lottery grant to develop the site. It is very early days, but we have been invited to submit an expression of interest, which, if accepted, would lead to the development stage of a lottery funding application. We may or may not succeed but by working with others we are being offered more chances to progress.

Stephen Green  
General Manager

# ENGINEERING UPDATE




## DICK'S ENGINE

The team has been working on the hornblocks this week. These are the guides for the axel boxes. Paul was machining the hornstay surface of the hornblock because it has suffered from fretting corrosion.



## ARTHUR

On Tuesday afternoon, I found William and Dave in the up yard shed trying to set up the brake rigging. The brakes have not been releasing properly, so they were checking the rigging dimensions to identify where the problem was and solve it. When I saw them today (Thursday) the problem has been identified and fixed!




# ENGINEERING UPDATE - CONT'D

## ARTHUR & MAY

Arthur and May are being prepared for their annual boiler examinations. The engineering team has to take out the washout plugs and mudhole doors in order to washout the boiler. Then, they have to remove the grate, clean out the firebox, remove the fuseable plugs for inspection and then take off the ashpan (May only due to her size) to allow access to her firebox.

## BUFFERBEAM

Work continues on the crossheads and gudgeon pins...



## MET 1

The team has been doing more polishing... the instruments inside the cab are now looking amazing!



# VOLUNTEER RECRUITMENT DAY

## SUNDAY 8<sup>TH</sup> FEBRUARY 11AM-1PM

Maybe you're a new member who wants to help out... Or maybe you've been a member for years but you're only recently in a position to give some time to coming to your favourite heritage railway! Well, we'd love to see you at our Volunteer Recruitment Day!

Although we already have a wonderful army of volunteers who literally keep the place going, we're always in need of more! Even if you're not sure what role you could fulfill or if you think you can only give a few hours every now and again, we'd still love to have you on board.

This event is the perfect chance to come and see what sort of roles we have and chat to some of our current volunteers to find out where you might be able to slot in.

The roles vary from receiving full training over several months/years to become a platform guard or even a steam train driver, to helping on our welcome gate, in the gift shop or cafe. Maybe you'd like to help with our museum tours, or on a schools day. Or, maybe you'd prefer something a bit more behind the scenes - we have groups of volunteers who keep the site looking neat and tidy (gardening and painting etc) and those who work in the engineering sheds keeping the steam locos running smoothly. Also, carriage restoration - where wood working and painting skills may be required.

Sometimes, for our busy events, we simply need help guiding visitors in the car park!

Please, please... if you are even remotely entertaining the idea of coming along to help, come down on Sunday 8<sup>th</sup> February - there's no obligation - and we'd love to see you! See our poster on the next page... THANK YOU!



# VOLUNTEER RECRUITMENT DAY

SUNDAY 8TH FEBRUARY 2026

11AM-1PM



COME  
AND MEET  
THE TEAM!

FIND OUT ABOUT THE MANY  
VOLUNTEERING ROLES AT YOUR  
LOCAL HERITAGE RAILWAY!

## PLUS:

- Meet current volunteers
- Find out how you can help us, and how volunteering can help YOU!
- Bring a friend
- Our café will be open
- Free entry, no booking, just turn up!

## VOLUNTEERING FOR US:

- 'Customer-facing' roles
- 'Behind the scenes' roles
- Weekends or weekdays
- As much/little as you like
- Come when you choose
- Make new friends!


STATION ROAD  
QUANTON NR AYLESBURY  
HP22 4BY



OFFICE@BUCKSRAILCENTRE.ORG  
01296 655720  
WWW.BUCKSRAILCENTRE.ORG

# VAMES

The new semaphore signals at the departure platform have been completed and work as they should. They look very impressive. Work is continuing on replacing the track round the bend by the garden railway. The track panels have been constructed and stored on the steaming bay. The next stage is to get the panels laid starting from each end of the section we want to complete this winter. The intention is to join them up at the bridge. In the meantime work continues on the bridge repairs. Rust has been removed from the RSJs and they have had three coats of paint so far. More to come and work must be done on the track base at each end before the track panels can go down. Busy times.



# WADDES DON MILESTONE

Ben and Josh were asked to clean up this historic Waddesdon cast iron milestone that HS2 dug up to reposition on the new A41... The photos left and centre are how it looked when we received it. The boys then cleaned it up and painted the lower half with a protective paint, and then someone else painted the visible section. HS2 then repositioned it near the new HS2 bridge just east of Waddesdon. Pictured below right are a mixture of people from HS2, along with members of the Milestone Society (who protect and monitor all historic milestones across the UK), and, far right, Ashley Waite, our Executive Committee member and Local Councillor for Waddesdon.



# PILL BOX BRAKE VAN

Tony Lyster and Dave Gomersall continue work on the pill box brake van. This week they have removed two vacuum cylinders and the two duckets for overhaul...



# VISITOR INFORMATION QR CODES

You will start to see some QR code posters around this site. Our Museum Curator Vickie Aylward has been placing these on some of our more important exhibits so the visitors with an interest can scan the QR code and find out more information from the stock book on our website.



# GIFT SHOP PAINTING

Our Gift Shop Manager Jo Green has been sprucing up the shop with a fresh coat of paint on the counter and also on the units...



# VINTAGE CARRIAGE SPARES

Just before Christmas internet rumours reached us through the GNR Society about a couple of Great Northern Rly coachbodies in Norfolk so Richard Cumming and I arranged a visit. Lying parallel with an overall roof were 2 1890's teak panelled coachbodies that had, not unnaturally, been modified and cut about to make larger domestic rooms as a bungalow which had recently been sold to a couple who have fostered a severely disabled child with plans to rebuild it as a forever home for him.

Having discussed the details and with a timed demolition due in February we have returned 3 times to recover what we could. On the last visit I hired a large van and returned with 11 doors, loads of teak beading and stacks of teak panels of a variety of sizes. Many of the panels are cracked or split, not uncommon with teak of this age, but it can be glued back together as other groups have been doing for years. All of it has lengthy copper nails which need careful removal. The panels need inspecting and an inventory made of what we have – anyone fancy a job?

Coachbodies are now getting very scarce but can release a myriad of parts to help restore and maintain our existing stock. In this case we have most of the hinges, all the door locks but no door handles, the teak will be useful with the view to future restorations of the Tanfield coach and the full brake as a disabled carriage to form a 4 coach GNR varnished teak train.

I would like to thank Richard Cumming and Steve Lovatt for all their hard work and Mr & Mrs Chamberlain for their assistance and enthusiasm.

Tony Lyster



# QRS CONTACTS:

General Manager: Steve Green. Email: [stephen@bucksrailcentre.org](mailto:stephen@bucksrailcentre.org)

Sarah Neale. Email: [accounts@bucksrailcentre.org](mailto:accounts@bucksrailcentre.org)

Chairman of the Executive Committee: Barry Payne. Email: [barry@bucksrailcentre.org](mailto:barry@bucksrailcentre.org)

Membership: Zoe Dann. Email: [membership@bucksrailcentre.org](mailto:membership@bucksrailcentre.org)

Marketing/Quinton Today: Louisa Richards. Email: [marketing@bucksrailcentre.org](mailto:marketing@bucksrailcentre.org)

Engine driver training: Alison Wilkins. Email: [training@bucksrailcentre.org](mailto:training@bucksrailcentre.org)

Or email the office at [office@bucksrailcentre.org](mailto:office@bucksrailcentre.org) or call 01296 655720.

## ROAD BRIDGE UPDATE

The road bridge is nearing completion!

They still need to complete the brickwork facade above the concrete archway and lay the road, which they have been doing this week... Watch this space!



# Events round up...

Next up...

## PETER RABBIT

We are open for three days in February half term. We start with a visit from Peter Rabbit on Sunday 15<sup>th</sup> February.

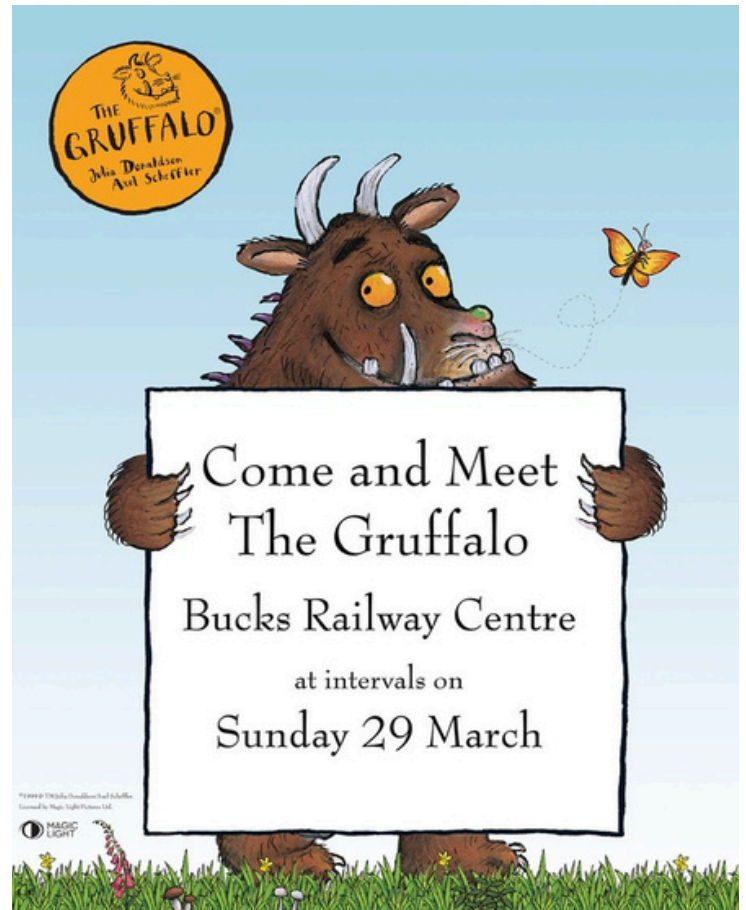
Then, we have a Wednesday Steaming Day on February 18<sup>th</sup> and our first Museum Day on Sunday 22<sup>nd</sup> February.



Next up...

## THE GRUFFALO

The Gruffalo will be visiting on Sunday 29<sup>th</sup> March!



# Photo Montage... Our Q-Branchers in Engineering!

On Saturday 17<sup>th</sup> January, five Q-Branchers had an engineering day hosted and organised by William and Frank. It was great to see them busy working on Peckett engines. William taught them how to safely use the pinch bar to safely move the engine forward a few inches to give better access. They were surprised to find it was easier than anticipated. A very successful day and the young volunteers are looking forward to doing it again.



# Q Branch Volunteers!

