

QUAINTON TODAY

The new fortnightly email newsletter of Quainton Railway Society
to help us stay in touch with you!



WELCOME!

Welcome to *Quainton Today*,
our fortnightly email
newsletter.

GET IN TOUCH

If you know someone who hasn't received *Quainton Today*, please ask them to get in touch with their email address! Either call me, Louisa Richards, on 01296 655720 or email me at marketing@bucksrailcentre.org

If you know someone who is not on email who would like to receive a paper copy, please ask them to call the office on 01296 655720.

Also, if you have a news story to share with the membership, let me know! You can also find me in the office, usually on Tuesdays and Thursdays. Come and see me!




INSIDE THIS ISSUE

Issue 18 of Quainton Today:

- p1: Letter from Stephen Green, our General Manager
- p2-4: Engineering update
- p5: Pill Box Brake Van
- p6: WH Smiths & Road Bridge Update
- p7: News reports
- p8: Best Reviews and QRS Contacts
- p9: VAMES & Museum
- p10: Events round up
- p11: Met 1 photo montage

Enjoy the read! Louisa
Email: marketing@bucksrailcentre.org
Tel: 01296 655720



NEWS FROM OUR GM

Last week was the schools' half term break, and Sunday 15th February saw the arrival of Peter Rabbit at the Station. The weather wasn't good but the visitors we did have all said they had the best time. The most popular part of the day was the carrot hunt! VAMES ran their model railways in the museum and kept the families entertained, along with the interactive tables. A big thank you goes out to all the staff and volunteers who make this happen.

We opened for a Steaming Day on the Wednesday of half term after Peter Rabbit had visited. This was a very well attended day. We have noticed a trend that Wednesday Steaming Days in half term are always busy. The following Sunday, we held the first of our new Museum days. An engine was running but only for driver experience courses. The day starts with a Gold session, where the 'learner' driver comes in and prepares the engine with the crew and then drives until lunchtime. After lunch, the engine is used for our 1-hour driver experiences. These are proving very popular and we have a waiting list of people wanting to enjoy the experience, or to buy it as a gift for a loved one.

The site is open on a Museum Day so people can use the café and explore the site. This is why it's important that there is lots to do and see in the museum. For the next Museum Day, we will be adding afternoon teas and guided tours. When VAMES re-opens after the track building, families will be able to go on the miniature railway as well.

In addition to the model railways in the museum (which will be there until Easter), Mike Tayler has been building a display of his 3.5inch gauge locomotives and railway stock in the window of the WH Smith bookshop window. The display will be in place for the first half of the year and I have to say it's looking great. As Mike is also working on the Wickham Trolleys in engineering, his car is getting a full work out in the suspension department. Thank you to Mike and the team for making this happen and giving our visitors something new to look at and admire.

Those of you on site during the week will notice a lot of activity tidying the site and loading the scrap metal skips. Although a tough task, the team are rising to the challenge. I have, over the years, been told we have £10k's worth of scrap on site with life-expired rails and point noses. So, we are now putting this to the test and having a sweep stake betting on the final total. This is also helping to improve the visitor experience by presenting a clean, tidy site.

The Network Rail bridge team are in the final stages of finishing the work on the bridge. All the brick slips are now glued in place and pointed on the concrete arch. You would not be able to tell the difference between them and normal brick work. The wing walls have had the capping replaced and from the footbridge it looks finished. The team has really done a great job and it looks just like the old bridge, so our backdrop for weddings is unchanged to the untrained eye.

The new road alignment has suffered setbacks due to the unrelenting rain we have been having. I know it's good sport to do HS2 baiting but from a stakeholder perspective no one can build roads when the land is under water. The revised opening date for the new road is 7th July now. If the bad weather continues, I would not be surprised if this didn't slip to August which is getting near the end of our season.

Our next offerings to the public is a Museum Day on 22nd March and The Gruffalo is visiting on 29th March. After this, we have Thomas at Easter which is the 3rd & 4th of April. Easter is always our barometer for the year, so let's look forward to a great turn out of customers and volunteers to get the show on the road.

Thank you again to everyone who helps keep Quainton running!

Stephen Green
General Manager


ENGINEERING UPDATE

BOILER EXAMS

This week, Arthur passed part 2 (the hot part) of his annual boiler inspection. May's safety valves failed so they now been rectified and May will be re-tested on 13th March.


MAY

Max Miller, a local blacksmith from Quanton, has come in to help William with May's screw coupling. She needs a new one so we are re-purposing an old one (pictured below), however it is round and May's needs to be square, so Max is forging the old set down to make it square to fit in May's coupling hook. This involves a lot of high temperature and hammering!



Clive has made a new valve for the sandbox - you can see from the photo, right, Clive is holding the old, broken one on the left!

Her clack valves are now complete and ready to be fitted - below.



ENGINEERING UPDATE CONT'D

MET 1

The second water tank went on today! See the back pages for more photos!

Neal and Duncan have been doing yet more polishing, so there are many parts now looking all shiny and new!



Check out this incredible before and after transformation from black and sooty to shiny and gold!



BUFFERBEAM

The wheels have been stripped for painting and the paint for the frames has arrived.

ENGINEERING UPDATE CONT'D

DICK'S ENGINE

The new bronze axel box crowns have arrived and will be machined to fit the axel boxes and the journal, and then they'll be fitted.

The sandbox that was sent off for paint colour matching has returned and the paint matched and mixed.

Dave has painted the wheels, cylinder covers, slide bar mounting brackets and the eccentric straps with primer.



Paul and Dave are working on horn guides. They are re-fitting them with new fitted bolts. They have reamed the horn guide fixing holes (right) to give a consistent cylindrical surface to receive the precision-fitted bolts of the horn guide. Can you see the difference in the hole's before and after photos on the right?!

Below centre and right you can see Paul using the reamer.



PILL BOX BRAKE VAN

Dave (right) and Tony continue work on the pill box brake van. The next job, after stripping down, is to replace all the rotten wood.

Josh (below) has produced the wood for the veranda, which Dave has now fitted and primed.

The brake cylinders are also being re-conditioned - they have been painted and will be bolted back on - below right.



WHSMITHS BOOKSTALL

We are building a new display in the WHSmiths bookstall in the Museum alongside some model railways from VAMES members.

The WHS display is using a selection of models on loan from Mike Tayler's collection, principally in 3.5 inch gauge. I have constructed some track for them to sit on using scale rail kindly loaned by VAMES.

With reflected light on the glass they aren't easily photographed but here Mike is assisted by John R in placing the heavy locomotives



ROAD BRIDGE UPDATE

The brick slips are in position! And the sides complete. Then today the scaffolding was down too!



BRC CLOTHING ORDER


Jo our Shop Manager will be placing an order for any BRC logo'd clothing on Monday.

If you would like anything (polo shirt, T shirt, fleece, sweatshirt, hoodies), please can you call her on Monday morning on 01296 655720. Thank you!



REWLEY ROAD'S CLADDING

Rewley Road's new cladding timbers are being painted



D2298 OFFERS RIDES!

Our diesel no.2298 offered rides on Sunday 15th February when we were open for our Peter Rabbit day! We wondered if it was the first time this engine had offered passenger rides, but some members remembered it has happened before in the past!



OUR FAVOURITE REVIEWS SHARED WITH YOU!

We get reviews all the time on Trip Advisor and Google etc. I thought it would be nice to share one in the newsletter every now and again - most of the time our dedicated volunteers are given a mention!

This one came in through our Google listing earlier this month:

"An absolutely fantastic day out from start to finish! The Buckinghamshire Railway Centre is a true hidden gem for railway enthusiasts, families, and anyone who loves a bit of British history and charm.

The beautifully restored **Quinton Road station** instantly transports you back in time, and the collection of vintage steam and diesel locomotives is incredibly impressive. Seeing the trains up close – and even riding in the classic carriages – is a magical experience for both children and adults.

The museum exhibits are thoughtfully curated, offering fascinating insights into Britain's railway heritage. The volunteers and staff deserve special praise – they are friendly, knowledgeable, and clearly passionate about what they do, which really enhances the experience.

There's plenty of space to explore, great photo opportunities everywhere, and a lovely relaxed atmosphere throughout. Whether you're a serious train enthusiast or just looking for a wholesome, educational family day out, this place delivers in every way.

Highly recommended – we'll definitely be returning! 🚂🌟"

QRS CONTACTS:

Steve Green, General Manager: Email: stephen@bucksrailcentre.org

Sarah Neale. Email: accounts@bucksrailcentre.org

Chairman of the Executive Committee: Barry Payne. Email: barry@bucksrailcentre.org

Membership: Zoe Dann. Email: membership@bucksrailcentre.org

Marketing/Quinton Today: Louisa Richards. Email: marketing@bucksrailcentre.org

Caretaker, Ben Pepper: Email: caretaker@bucksrailcentre.org

Footplate, Guard & PTS Training: Alison Wilkins. Email: training@bucksrailcentre.org

Museum Curator: Vickie Aylward. Email: museum@bucksrailcentre.org

Or email the office at office@bucksrailcentre.org or call 01296 655720.

VAMES: THREE DAYS IN THE MUSEUM

February half term came around and with the ongoing work up at VAMES we were unable to open, so the garden railway enthusiasts got together and put up three layouts in the museum. Roger Lloyd brought his newly built 45mm layout which had not been up before so it was a good time to test it out, we had a few teething problems, but in the end, we managed to get everything to work fine and managed to wire in two passing loops which was great.

Steve Cook brought along his 16mm layout, (Aylesbury Loop) which featured at last year's National 16mm Garden Railway Show.



And the final layout was 45mm tracks: on the baseboards of the Christmas layout, that we put up in Rewley Road for Panto Express, with two electrified tracks to demonstrate LGB stock and locos.

The first Sunday was a character event, Peter Rabbit. The weather wasn't that kind, but we still had lots of people come inside the museum. Moving on to the middle of the week, Wednesday was just a standard steaming day and was very busy. The weather was a bit better and a lot of people came out even having lunch in the museum while the kids played with the interactive exhibits. That brings us onto the last Sunday of half term. This was billed as a Museum Day, it was a slightly quieter day with fewer people coming through the door and it was very chilled.

NEW PAPERWORK FOR THE MUSEUM

Exciting news from the Museum. Well, maybe not exciting but very important news. We now have a procedure for donations and new paperwork for any donations.

The Museum has replaced the old Arts Council 'Entry Form' which was rarely used and not very user friendly with our inhouse, user friendly, 'Donation Acceptance Form'. So, how does this affect me, I hear you think? Well, if you are on the Front Desk at weekends or in the office during the week then read on...

If you are lucky enough to accept a donation then please fill out our new 'Donation Acceptance Form' and get the relevant part signed by the donor. A master copy of the form is pinned up in the copier room and blank forms are also available from the file kept in the office. Please obtain one for each donation. It only takes a minute to fill out. It is easy to understand and gives a good impression to our donor that the item will be respected and looked after.

The 'Donation Acceptance Form' is an important part of the new accountability processes being implemented in the Museum. It will form a part of the process of following an item through the process of becoming an important part of the Museum collection or a transfer to another department or use as set dressing. This important decision will be taken by the Curator or the Museum Advisory Group and cannot happen smoothly without this form, so you will be an important cog in a very important wheel. So, thank you in advance for your time, you are appreciated.

Vickie Aylward, Curator

Events round up...

PETER RABBIT

It was so lovely to have a special visit from Peter Rabbit in the school half term break! He came and had a browse in the cafe to check out the special carrot cupcakes Alice had baked.



Next up...

MUSEUM DAY

We will next be open on Sunday 22nd March, when the season begins, with a Museum Day!



THE GRUFFALO

On Sunday 29th March, the Gruffalo will be here!



Photo Montage... MET 1 coming together!



Photo Montage... MET 1 coming together!

